


# Stamping Release Color Chart



**CR-NAT** Natural



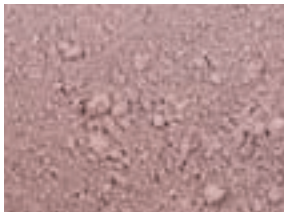
**CR-700** Light Goldenrod



**CR-730** Misty Peach



**CR-718** Terra Cotta



**CR-880** Lavender Blush



**CR-430** Redwood



**CR-835** Red Brick



**CR-827** Sienna



**CR-219** Sandy Buff



**CR-300** Autumn Brown




**CR-389** Dark Brown



**CR-395** Smokey Brown



**CR-670** Powder Blue



**CR-675** Star Blue



**CR-923** Silver




**CR-228** Copper Brown



**CR-592** Slate Green



**CR-599** Seafoam Green



**CR-520** Spring Green



**CR-927** Gray



**CR-935** Charcoal



**CR-947** Dark Gray



**CR-960** Rich Black



# Stamping Release Color

Interstar Stamping Release prevents texturing tools from sticking to the surface of fresh concrete while depositing color to create a marbled or antiqued effect.

## DIRECTIONS

- Step 1.** Place the concrete using recognized methods.
- Step 2.** After the initial floating has been performed and all excess bleed water has disappeared, spread the stamping release powder across the surface where the mats will be placed.
- Step 3.** To further reduce adherence, you may apply some of the release powder directly to the mats. Proceed with stamping immediately after applying the release powder.

## FINISHING

- Step 1.** Let the concrete cure for 24 to 36 hours. It is not necessary to use a curing agent or any other method of curing with Interstar Stamping Release. Do not fog or cover the surface during this initial curing period.
- Step 2.** After the curing time elapses, use a soft broom to gently sweep away the excess release powder as desired. Dispose of it properly.
- Step 3.** Allow the concrete to cure completely (at least 28 days), and then wash the surface with Interstar's Kopa Stamping Release Cleaner and water.
- Step 4.** For a perfect, long-lasting finish, apply the appropriate Interstar sealer to the clean, dry surface.

## PACKAGING

Interstar Stamping Release is sold in 30-pound boxes.

## SHIPPING

To ensure fast delivery, your order will be shipped from the Interstar distribution center closest to you. Orders are usually shipped the same day.

## MAKE A LASTING IMPRESSION

Interstar Stamping Release imparts color while acting as a bond breaker to prevent stamping mats from sticking to freshly poured concrete. It is easy to use, permanent and will not fade. Every box is rigorously tested to ensure that you receive the premium quality you expect.

## SERVICE IS OUR PRIORITY

Our customer service representatives, technicians, chemists and engineers are at your service to assist with your projects. We pledge to be polite, responsive, flexible and dedicated to your needs.

## INFORMATION

For more information about Stamping Release and other Interstar products, please visit us online at [www.interstar-paf.com](http://www.interstar-paf.com), call us toll free at 800.567.1857, or email us at [info@interstar-paf.com](mailto:info@interstar-paf.com).

*Please see Interstar's warranty for complete details.*

### IMPORTANT:

This color chart only provides an estimate of the final colors that can be obtained. It is intended to serve as a guideline for color selection, and **does not represent the exact colors** that will be produced.